



ANCHOR STEEL



CONTENT

- 1. STEEL SHEET
- 2. H-STEEL BEAM
- 3. STEEL RECTANGULAR TUBE
- 4. STEEL REBAR
- 5. REFERENCE

STEEL SHEET



Place of Origin:	China	Brand:	Anchor
Thickness:	1.5mm-10mm	Width:	600mm-1800mm
Material:	ASTM/AISI/SGCC/CGCC/TDC 51DZM...	Length:	2000mm-12000mm or according to special request
Standard:	ASTM,DIN,JIS,BS,GB/T	Grade:	SGCC/CGCC/TDC51DZM/TDC52DTS350G D/TS550GD...
Type:	Cot rolled/Hot rolled checkered steel sheet	Tolerance:	Thickness: +/-0.02mm, Width:+/-2mm

H-STEEL BEAM



Place of Origin:	China	Brand:	Anchor
Thickness:	1mm-25mm	Width:	according to request
Material:	Hot rolled or cold rolled, or welded steels	Length:	according to request
Standard:	GB, ASTM, BS	Grade:	Q235
Type:	Welded, Cot rolled/Hot rolled	Tolerance:	Thickness: +/-0.02mm, Width:+/-2mm

STEEL RECTANGULAR TUBE




Place of Origin:	China	Brand:	Anchor
Thickness:	1mm-15mm	Width:	according to request
Material:	Q195/Q215/Q235/Q345	Length:	5.8m-12m or according to request
Standard:	GB, ASTM, BS	Grade:	A53(A,B), Q235, Q345, Q195, A53-A369, Q195-Q345
Type:	Welded, Cold rolled/Hot rolled	Tolerance:	+/- 1%

STEEL REBAR







Place of Origin:	China		Brand:	Anchor
Thickness:	4mm, 5mm, 6mm, 8mm		Width:	according to request
Material:	Reinforcement Ribbed Steel Bar		Length:	1.5m-6m or according to request
Standard:	AiSi ASTM BS DIN GB JIS		Grade:	HRB400 HRB500 HRB400E HRB500 460B B500B...
Type:	Welded, Cot rolled/Hot rolled		Tolerance:	+ - 1%

REFERENCE



APPLICATION

 <p>Inspect the outer diameter</p>	 <p>Inspect the zinc amount</p>	 <p>Inspect the thickness</p>
 <p>Mechanical property</p>	 <p>Metallography testing</p>	 <p>Chemical composition analysis</p>
 <p>Non-destructive testing</p>	 <p>Salt Spray Test</p>	<p>LABORATORY TEST DISPLAY</p>

INSPECTION