

# ANCHOR TILES

Designed to Last



Anchor4PL Inc.  
2 Robert Speck parkway,  
Suite 750, Mississauga, ON  
Canada L4Z 1H8  
[www.anchor4pl.com](http://www.anchor4pl.com)

Partnership/Sales:  
Colin Chen +1-416-278-0049  
Carrie Su +1-647-889-8846  
Email: [sophia.su@anchor4pl.com](mailto:sophia.su@anchor4pl.com)



## INDEX

### PORCELAIN TILE

- 300 x 300mm ..... 3-4
- 300 x 600mm ..... 5-10

### PORCELAIN TILE

- 400 X 800mm ..... 11-14
- 800 X 800mm ..... 15-18
- 600 X 1200mm ..... 19-24
- 750 X 1500mm ..... 25-33

### CERAMIC TILE

- All ..... 34-35



JLG362813




JLG362818




JLG362822




JLG362823A




JLG362827




JLG362825B-1




JLG362825B-2




JLG362825B-3




JLG362825B-4



JLG362825B-5



JLG362062B



JLG363019

**300 X 300mm PORCELAIN TILE Quality**


	<b>Lv Standards</b>	<b>Manufacturing Standards</b>	<b>Anchor Tiles</b>
Water absorption	GB/T 4100-2015	≤ 3.3%	≤ 2.0%
Destruction strength	GB/T 4100-2015	≥ 1100N	≥ 1108N
Length	GB/T 4100-2015	±2.0mm	±0.2mm
Width	GB/T 4100-2015	±2.0mm	±0.2mm
Thickness	GB/T 4100-2015	±5%	±0.5%
Surface roughness	GB/T 4100-2015	±1.5mm	±0.4mm
Right angle	GB/T 4100-2015	±0.5%	±0.05%
Edge straightness	GB/T 4100-2015	±0.5%	±0.05%
Durability	GB/T 4100-2015	≤ 175mm <sup>3</sup>	≤ 100mm <sup>3</sup>
Pressure resistance	GB/T 4100-2015	≥ 30 MPa	≥ 38 MPa
Radioactivity	GB 6566-2010	1Ra ≤ 1 1r ≤ 1.3	1Ra ≤ 0.6 1r ≤ 1.3
Stain Resistance	GB/T 4100-2015	Min Lv3	Lv 5



JLG62813



JLG62813B



JLG62818A



JLG62818C




JLG62820



JLG62822


JLG62822C



JLG62823A




JLG62823C




JLG62825A



JLG62825B



JLG62826



JLG62827




JLG62831




JLG62827



JLG62062A




JLG62062B



JLG63019



JLG63020



JLG63021



JLG63021Top



JLG63021Top

JLG63021



JLG63022A




JLG63022B




JLG63022A

JLG63022B



JLG63022Top-1




JLG63022Top-2






JLG63023A



JLG63023B



JLG63023Top



JLG63023A

JLG63023B

**300 X 600mm PORCELAIN TILE Quality**


	<b>Lv Standards</b>	<b>Manufacturing Standards</b>	<b>Anchor Tiles</b>
Water absorption	GB/T 4100-2015	≤ 3.3%	≤ 2.0%
Destruction strength	GB/T 4100-2015	≥ 1100N	≥ 1108N
Length	GB/T 4100-2015	±2.0mm	±0.2mm
Width	GB/T 4100-2015	±2.0mm	±0.2mm
Thickness	GB/T 4100-2015	±5%	±0.5%
Surface roughness	GB/T 4100-2015	±1.5mm	±0.4mm
Right angle	GB/T 4100-2015	±0.5%	±0.05%
Edge straightness	GB/T 4100-2015	±0.5%	±0.05%
Durability	GB/T 4100-2015	≤ 175mm <sup>3</sup>	≤ 100mm <sup>3</sup>
Pressure resistance	GB/T 4100-2015	≥ 30 MPa	≥ 38 MPa
Radioactivity	GB 6566-2010	1Ra ≤ 1 1r ≤ 1.3	1Ra ≤ 0.6 1r ≤ 1.3
Stain Resistance	GB/T 4100-2015	Min Lv3	Lv 5



BT48001 Pearl White




BT48002 Light Grey



BT48003 Warm White







BT48005 Marble Grey




BT48006 Ash Grey



BT48007 ocean Grey



BT48008 Gainsboro Grey




BT48009 Dim Grey



### 400 X 800mm Quality


	<b>Lv Standards</b>	<b>Manufacturing Standards</b>	<b>Anchor Tiles</b>
Water absorption	GB/T 4100-2015	≤ 3.3%	≤ 2.0%
Destruction strength	GB/T 4100-2015	≥ 1100N	≥ 1108N
Length	GB/T 4100-2015	±2.0mm	±0.2mm
Width	GB/T 4100-2015	±2.0mm	±0.2mm
Thickness	GB/T 4100-2015	±5%	±0.5%
Surface roughness	GB/T 4100-2015	±1.5mm	±0.4mm
Right angle	GB/T 4100-2015	±0.5%	±0.05%
Edge straightness	GB/T 4100-2015	±0.5%	±0.05%
Durability	GB/T 4100-2015	≤ 175mm <sup>3</sup>	≤ 100mm <sup>3</sup>
Pressure resistance	GB/T 4100-2015	≥ 30 MPa	≥ 38 MPa
Radioactivity	GB 6566-2010	1Ra ≤ 1 1r ≤ 1.3	1Ra ≤ 0.6 1r ≤ 1.3
Stain Resistance	GB/T 4100-2015	Min Lv3	Lv 5




BT80107 Light Grey




BT80160 Ash Grey



BT80180 Warm White



BT80186 Marble Grey



BT80187 Quartz Grey




BT80195 Vanilla White



BT80196 Stone Grey





BT80190 Slate Grey

## 800 X 800mm Quality

	<b>Lv Standards</b>	<b>Manufacturing Standards</b>	<b>Anchor Tiles</b>
Water absorption	GB/T 4100-2015	$\leq 0.5\%$	$\leq 0.04\%$
Destruction strength	GB/T 4100-2015	$\geq 1300N$	$\geq 2895N$
Length	GB/T 4100-2015	$\pm 1.0mm$	$\pm 0.2mm$
Width	GB/T 4100-2015	$\pm 1.0mm$	$\pm 0.1mm$
Thickness	GB/T 4100-2015	$\pm 5\%$	$\pm 0.5\%$
Surface roughness	GB/T 4100-2015	$\pm 1.5mm$	$\pm 1mm$
Right angle	GB/T 4100-2015	$\pm 0.5\%$	$\pm 0.03\%$
Edge straightness	GB/T 4100-2015	$\pm 0.5\%$	$\pm 0.05\%$
Durability	GB/T 4100-2015	$\leq 175mm^3$	$\leq 100mm^3$
Pressure resistance	GB/T 4100-2015	$\geq 32 MPa$	$\geq 45 MPa$
Radioactivity	GB 6566-2010	$1Ra \leq 1$ $1r \leq 1.3$	$1Ra \leq 0.6$ $1r \leq 1.3$
Stain Resistance	GB/T 4100-2015	Min Lv3	Lv 5



BT120010 Victoria Black



BT120015 Dark Grey



BT120021 White Emerald



BT120023 Butter Quartz



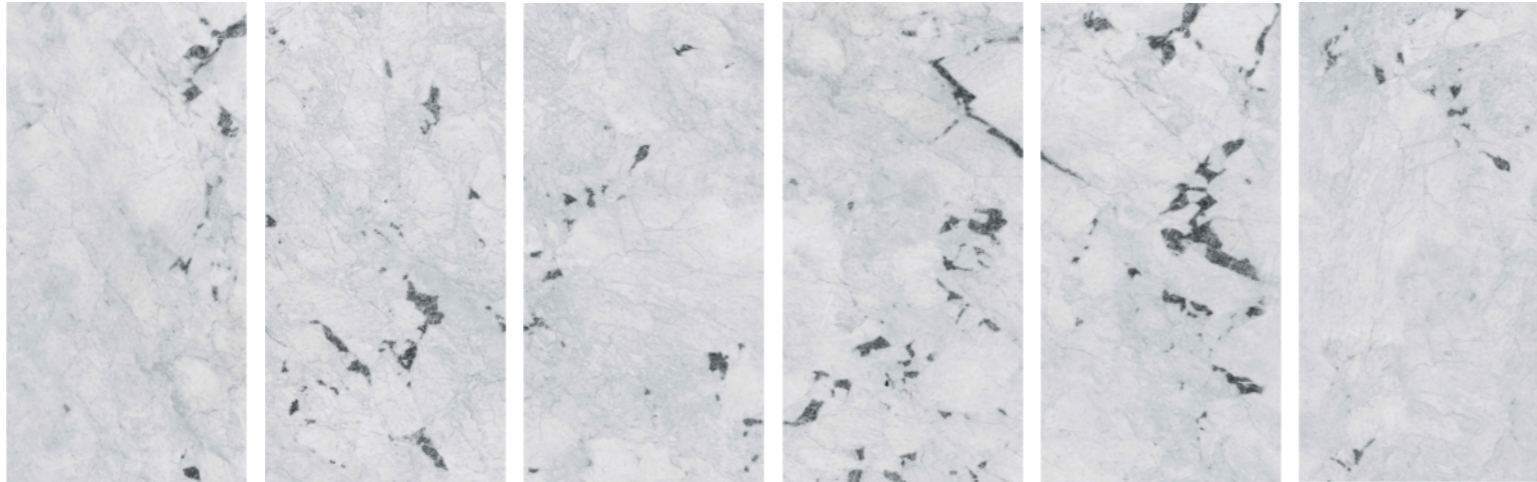
BT120026 Ocean Grey




BT120096 Light Grey




BT120102 Snow White



BT120199 Quartz White



BT126006 Marble Grey




BT120068 Dim Grey


## 600 X 1200mm Quality

	<b>Lv Standards</b>	<b>Manufacturing Standards</b>	<b>Anchor Tiles</b>
Water absorption	GB/T 4100-2015	$\leq 0.5\%$	$\leq 0.5\%$
Destruction strength	GB/T 4100-2015	$\geq 1300N$	$\geq 2582N$
Length	GB/T 4100-2015	$\pm 1.0mm$	$\pm 0.5mm$
Width	GB/T 4100-2015	$\pm 1.0mm$	$\pm 0.5mm$
Thickness	GB/T 4100-2015	$\pm 5\%$	$\pm 5\%$
Surface roughness	GB/T 4100-2015	$\pm 1.5mm$	$\pm 1mm$
Right angle	GB/T 4100-2015	$\pm 0.5\%$	$\pm 0.3\%$
Edge straightness	GB/T 4100-2015	$\pm 0.5\%$	$\pm 0.3\%$
Durability	GB/T 4100-2015	$\leq 175mm^3$	$\leq 100mm^3$
Pressure resistance	GB/T 4100-2015	$\geq 32 MPa$	$\geq 44 MPa$
Radioactivity	GB 6566-2010	$1Ra \leq 1$ $1r \leq 1.3$	$1Ra \leq 0.6$ $1r \leq 1.3$
Stain Resistance	GB/T 4100-2015	Min Lv3	Lv 5






BT75039 Coffee Grey



BT75002 Warm White



BT75003 Northern Grey



BT75005 Quartz Grey




BT75008 Light Grey



BT75009 Dark Grey



BT75010 Victoria Black



BT75012 Marble Grey




BT75016 Stone Grey




BT75021 White Emerald




BT75023 Pink Jade



BT75031 Pandora





BT75038 Ash Grey



BT75056 White Sand



BT75138 Snow White



BT75207 White Gold



## 750 X 1500mm Quality

	<b>Lv Standards</b>	<b>Manufacturing Standards</b>	<b>Anchor Tiles</b>
Water absorption	GB/T 4100-2015	$\leq 0.5\%$	$\leq 0.08\%$
Destruction strength	GB/T 4100-2015	$\geq 1300N$	$\geq 2893N$
Length	GB/T 4100-2015	$\pm 1.0mm$	$\pm 0.3mm$
Width	GB/T 4100-2015	$\pm 1.0mm$	$\pm 0.2mm$
Thickness	GB/T 4100-2015	$\pm 5\%$	$\pm 2.9\%$
Surface roughness	GB/T 4100-2015	$\pm 1.5mm$	$\pm 0.5mm$
Right angle	GB/T 4100-2015	$\pm 0.5\%$	$\pm 0.35\%$
Edge straightness	GB/T 4100-2015	$\pm 0.5\%$	$\pm 0.32\%$
Durability	GB/T 4100-2015	$\leq 175mm^3$	$\leq 100mm^3$
Pressure resistance	GB/T 4100-2015	$\geq 32 MPa$	$\geq 45 MPa$
Radioactivity	GB 6566-2010	$1Ra \leq 1$ $1r \leq 1.3$	$1Ra \leq 0.6$ $1r \leq 1.3$
Stain Resistance	GB/T 4100-2015	Min Lv3	Lv 5



300 x 300 mm

NH33F14



300 x 600 mm

NH36F17



300 x 600 mm

NH36F18

## CERAMIC TILE Quality

	<b>Lv Standards</b>	<b>Manufacturing Standards</b>	<b>Anchor Tiles</b>
Water absorption	GB/T 4100-2015	$\leq 3.3\%$	$\leq 2.0\%$
Destruction strength	GB/T 4100-2015	$\geq 1100\text{N}$	$\geq 1108\text{N}$
Length	GB/T 4100-2015	$\pm 2.0\text{mm}$	$\pm 0.2\text{mm}$
Width	GB/T 4100-2015	$\pm 2.0\text{mm}$	$\pm 0.2\text{mm}$
Thickness	GB/T 4100-2015	$\pm 5\%$	$\pm 0.5\%$
Surface roughness	GB/T 4100-2015	$\pm 1.5\text{mm}$	$\pm 0.4\text{mm}$
Right angle	GB/T 4100-2015	$\pm 0.5\%$	$\pm 0.05\%$
Edge straightness	GB/T 4100-2015	$\pm 0.5\%$	$\pm 0.05\%$
Durability	GB/T 4100-2015	$\leq 175\text{mm}^3$	$\leq 100\text{mm}^3$
Pressure resistance	GB/T 4100-2015	$\geq 30\text{ MPa}$	$\geq 38\text{ MPa}$
Radioactivity	GB 6566-2010	$1\text{Ra} \leq 1$ $1\text{r} \leq 1.3$	$1\text{Ra} \leq 0.6$ $1\text{r} \leq 1.3$
Stain Resistance	GB/T 4100-2015	Min Lv3	Lv 5